


My Summer Review Packet

First Grade



Name:


Short a

Directions: Say the name of each picture. Circle its name.

RULE

If a word or syllable has only one vowel, and it comes at the beginning or between two consonants, the vowel is usually short. The word *cat* has the short a sound.

1.




can

cat

cap

cab

2.



tan

vat

pat

van

3.



dab

pad

dad

did

4.



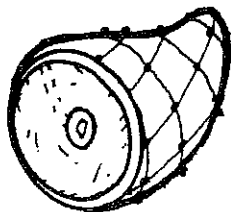
back

sack

sat

sad

5.




ham

him

hat

had

6.



tat

tan

tap

tag

7.



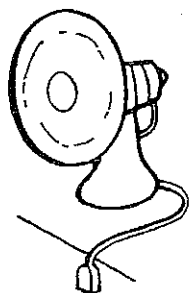
band

ban

bat

bag

8.




fan

fast

fad

fat

9.



pad

pack

pan

pin

10.



sat


sad

sap

sack


Short a

Directions: Write rhyming words in each box. To make rhymes just change the beginning consonant.



cat

vat




pan

tan



sad

dad



cab

jab


Short e

Directions: Say the name of each picture. Circle its name.

RULE

If a word or syllable has only one vowel, and it comes at the beginning or between two consonants, the vowel is usually short. The word *web* has the short e sound.

1.




wet

web

wed

well

2.




vest

vet

west

van

3.



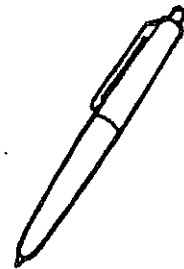
dab

deb

deck

den

4.




pet

pen

peg

peck

5.



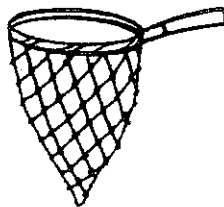
hem

hen

ham

hand

6.



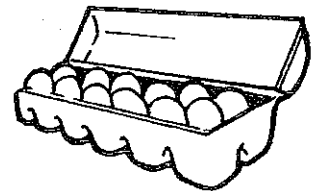
net

not

met

nip

7.



begs

pegs

legs

eggs

8.




let

led

leg

lag

9.




jell

Jeff

jag

jet

10.



peck

peg


pen

pep


Short e

Directions: Say the name of each picture. Write its name.

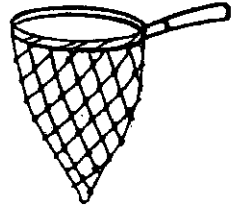
1.



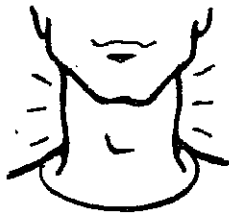
2.




3.




4.




5.




6.



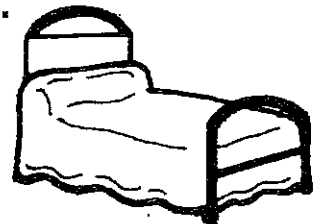
7.




8.



9.



10.



11.



12.

10


Short i

Directions: Say the name of each picture. Circle its name.

RULE


If a word or syllable has only one vowel, and it comes at the beginning or between two consonants, the vowel is usually short. The word *dig* has the short i sound.

1. dip dig




din dad

2. zit zig




zap zip

3. sit sip




sick sill

4. fan fit




fin fig

5. sip sick




sit sack

6. kit kin




kid kiss

7. miss mix




mitt mill

8. quill quit




quick quiz

9. big bid



bit bin

10. miss mitt




mill milk

Short i


Directions: Say the name of each picture. Find a rhyming word for the picture using the top box. Write the rhyming word on the line.

tin	fix	fib	him
rid	pip	wig	wish

1.




2.



3.



4.



5.



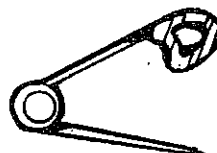
6.



7.



8.




Short o

Directions: Say the name of each picture. Circle its name.

RULE

If a word or syllable has only one vowel, and it comes at the beginning or between two consonants, the vowel is usually short. The word *hop* has the short o sound.

1. hot hip




hoss hop

2. son sip



sock sob

3. pox pop



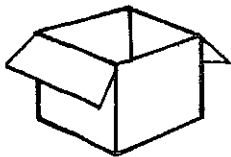
pod pot

4. log lop



lip lot

5. box bid



bog bon

6. mop mom



mod moss

7. fin fox




fog fot

8. tack top



tot toss

9. dog dock



doll dot

10. rock rod




rib rob

Short o

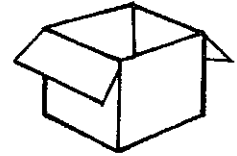
Directions: Say the name of each picture. Write its name.




2.




3.





5.




6.



7.




8.



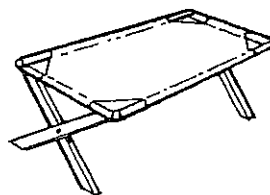
9.



10.



11.



12.




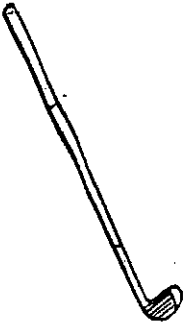
Short u


Directions: Say the name of each picture. Circle its name.

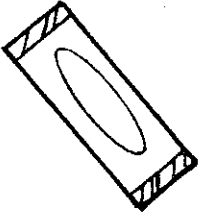
RULE


If a word or syllable has only one vowel, and it comes at the beginning or between two consonants, the vowel is usually short. The word *cub* has the short **u** sound.


1. 
 cud
 cut
 cub
 cup


2. 
 cub
 club
 cud
 cup

3. 
 dub
 dull
 dug
 duck

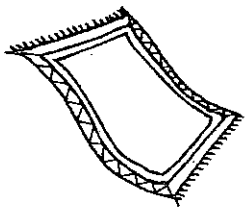
4. 
 gut
 gull
 gum
 gun


5. 
 tub
 tug
 tut
 tuck

6. 
 bug
 bun
 bud
 bad

7. 
 sun
 sub
 sum
 sup


8. 
 hut
 hug
 hum
 hub

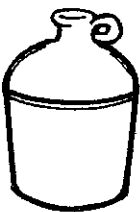
9. 
 rag
 rut
 rub
 rug


10. 
 rut
 rub
 run
 rug

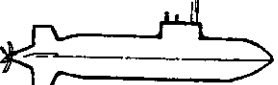
Short u

Directions: Make new rhymes by changing the first consonant. Use the consonant that is in the box at the beginning of the row.

	sun
b	bun
p	
r	
f	

	jug
l	lug
p	
b	
m	

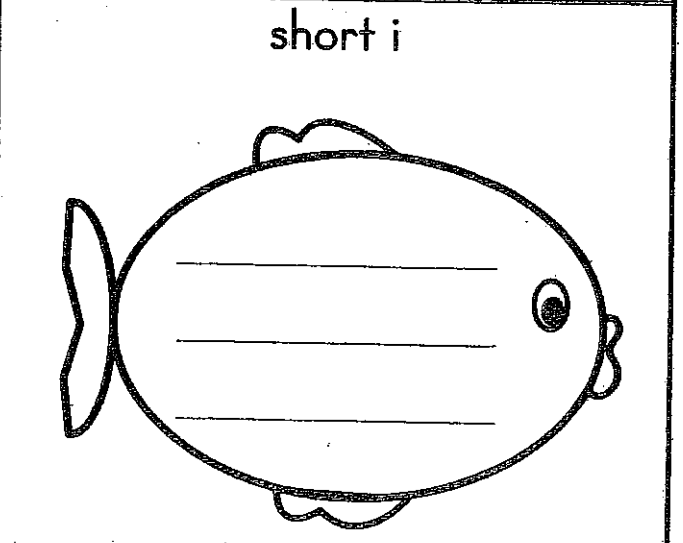
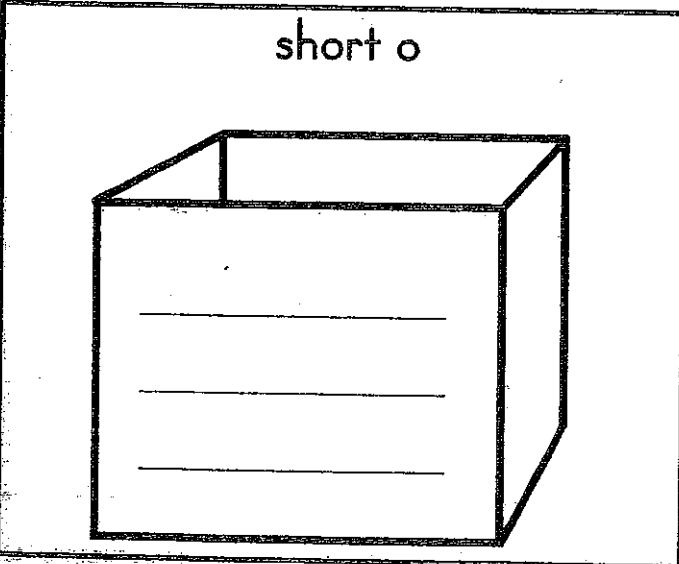
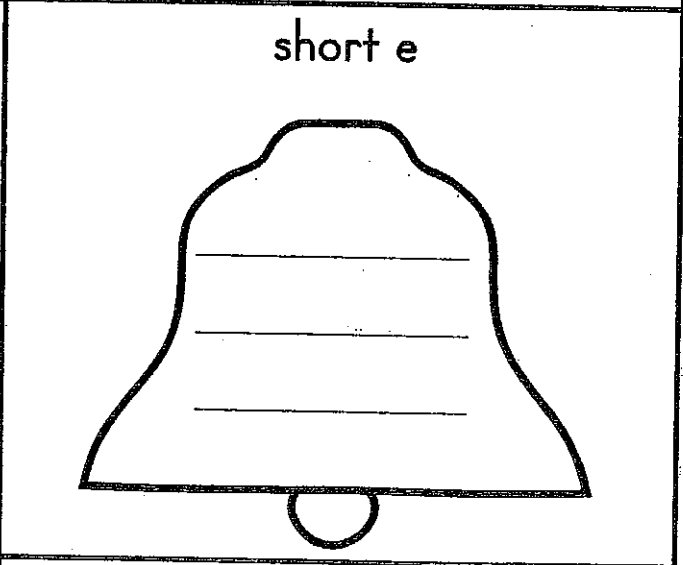
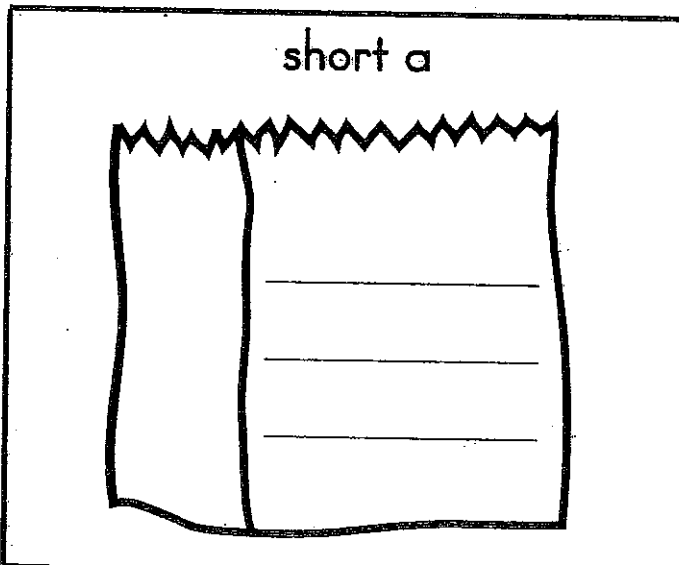
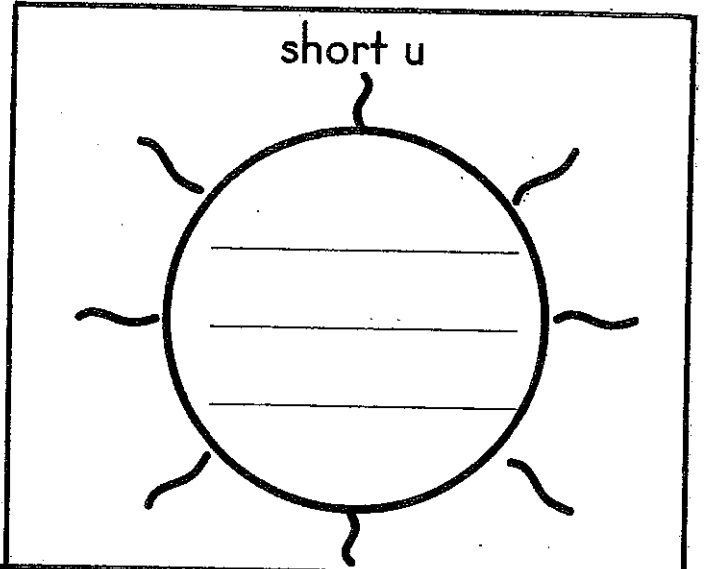
	cup
h	
b	
p	
s	

	sub
p	
r	
h	
t	

Short Vowels

Directions: Read the words in the list. Write each word in the shape that matches the short vowel sound in the word.

loss	sell	rap
hip	fuss	bid
pod	ram	pit
yet	dug	led
job	gap	bud



Short Vowels


Directions: Read each riddle. Circle the answer.

1. It has five fingers.
What is it?




band hand
hat land

2. It is on a fish. What
is it?



fan fun
fin win

3. Kids ride it to school.
What is it?



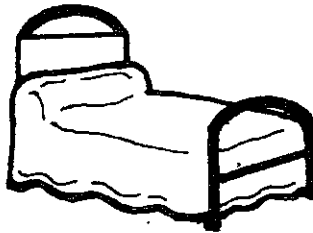
bus buck
bun bug

4. I play with her.
What is it?



dill dot
dull doll

5. I sleep on it. What
is it?



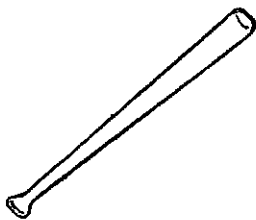
bell bed
bad bet

6. It rhymes with sock.
What is it?




rod rob
rock rot

7. It can hit a ball.
What is it?




bat bet
bag ban

8. It can lay an egg.
What is it?



pen hand
hem hen

9. It goes quack. What
is it?




deck dock
duck luck

Short Vowels


Directions: Read each sentence. Fill in the bubble beside the sentence that tells about the picture.

1.



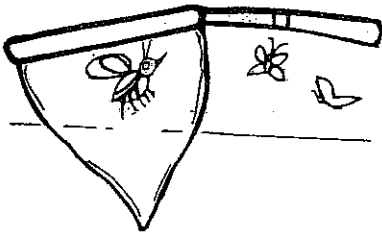
- The cat is on the mat.
- The cat is on the sill.
- The cat is not on the sill.
- The cat is in the box.

2.




- The frog is under the lily pad.
- The frog is not on the lily pad.
- The frog is on the lily pad.
- The frog is in a pot.

3.




- The bug sat on a rock.
- The bug is not in the net.
- The dog is in the net.
- The bug is in the net.

4.



- The pig is in the pen.
- The pig is not in the pen.
- The cat is in the pen.
- The pig is on the mat.









5.



- The dog sat in the sun.
- The cub ran in the sun.
- The dog ran in the sun.
- The dog is in a jet.



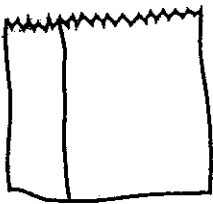





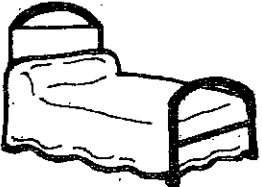






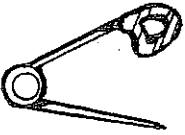
Short Vowels

Directions: Read each sentence. Circle the word that completes the sentence and write it on the line.

	<p>_____</p> <p>-----</p> <p>1. This is Pam. She is my _____.</p>	<p>sit</p> <p>sis</p> <p>sill</p>
	<p>_____</p> <p>-----</p> <p>2. We like to run and _____.</p>	<p>hop</p> <p>hot</p> <p>hock</p>
	<p>_____</p> <p>-----</p> <p>3. Mom and Dad gave us a _____.</p>	<p>pip</p> <p>puff</p> <p>pup</p>
	<p>_____</p> <p>-----</p> <p>4. We call him _____.</p>	<p>Bag</p> <p>Bob</p> <p>Bat</p>
	<p>_____</p> <p>-----</p> <p>5. Pam got him to sit up and _____.</p>	<p>beg</p> <p>bag</p> <p>ban</p>
	<p>_____</p> <p>-----</p> <p>6. He likes to nap on my _____.</p>	<p>bell</p> <p>bet</p> <p>bed</p>
	<p>_____</p> <p>-----</p> <p>7. He can jump over a _____.</p>	<p>lot</p> <p>log</p> <p>lock</p>
	<p>_____</p> <p>-----</p> <p>8. He is a lot of _____!</p>	<p>fuss</p> <p>fix</p> <p>fun</p>

Unit Review

Directions: Say the name of the picture. Circle the letter that matches the short vowel sound.

1. 	2. 	3. 	4. 
a e i o u	a e i o u	a e i o u	a e i o u
5. 	6. 	7. 	8. 
a e i o u	a e i o u	a e i o u	a e i o u
9. 	10. 	11. 	12. 
a e i o u	a e i o u	a e i o u	a e i o u
13. 	14. 	15. 	16. 
a e i o u	a e i o u	a e i o u	a e i o u

Unit Review

Directions: Pick a word from the box that will finish the sentence. Print it on the line. Use each word one time.


1. Ten men are on the _____.
2. Be sure to turn the _____.
3. I want to eat this _____.
4. I have a dog for a _____.
5. I see a pig that is _____.
6. He cut the log with an _____.
7. I fell into the _____.
8. My mom gave me a _____.
9. The fat cat sat in my _____.
10. At his job he is the _____.
11. I can hear the _____.

- | |
|------|
| kiss |
| pet |
| boss |
| lock |
| mud |
| jet |
| lap |
| big |
| bell |
| ax |
| bun |

L Blends

Directions: Say the name of each picture. Circle its name.

1.



plug

plum


2.



glove

love

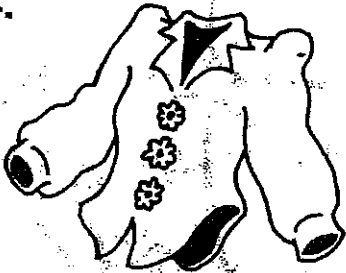
3.



flame

flop

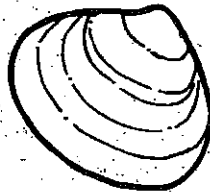
4.



mouse

blouse

5.



clip

clam

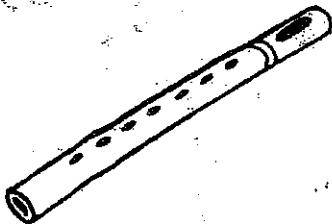
6.



clown

crown

7.



flat

flute

8.



globe

robe

9.



plant

plate

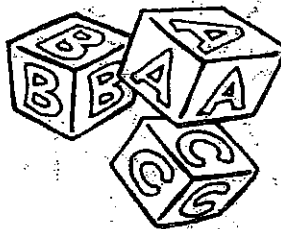
10.



class

clap


11.



blocks

locks

12.



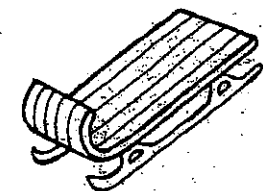


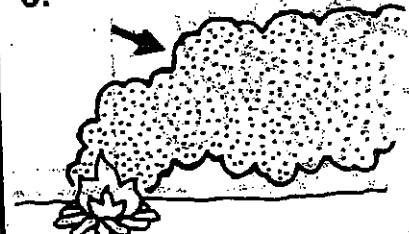
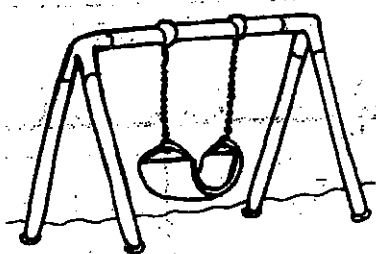



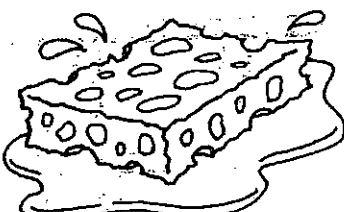



flag

flower

S Blends

Directions: Say the name of each picture. Circle the correct word that spells its name.

<p>1.</p>  <p>ski sing</p>	<p>2.</p>  <p>net nest</p>	<p>3.</p>  <p>sled send</p>
<p>4.</p>  <p>slide slow</p>	<p>5.</p>  <p>stamp stomp</p>	<p>6.</p>  <p>spoke smoke</p>
<p>7.</p>  <p>sway swing</p>	<p>8.</p>  <p>star stone</p>	<p>9.</p>  <p>stamp stump</p>
<p>10.</p>  <p>swing swim</p>	<p>11.</p>  <p>sponge spank</p>	<p>12.</p>  <p>spaghetti spray</p>

Final Blends

Directions: Say the name of each picture. Circle the blend found at the end of each word.

<p>1.</p>  <p>sk mp</p>	<p>2.</p>  <p>sk mp</p>	<p>3.</p>  <p>sk mp</p>
<p>4.</p>  <p>sk mp</p>	<p>5.</p>  <p>sk mp</p>	<p>6.</p>  <p>sk mp</p>
<p>7.</p>  <p>sk mp</p>	<p>8.</p>  <p>sk mp</p>	<p>9.</p>  <p>sk mp</p>
<p>10.</p>  <p>sk mp</p>	<p>11.</p>  <p>sk mp</p>	<p>12.</p>  <p>sk mp</p>
<p>13.</p>  <p>sk mp</p>	<p>14.</p>  <p>sk mp</p>	<p>15.</p>  <p>sk mp</p>

Final Blends

Directions: Say the name of each picture. Circle its name.

1.



west

nest


2.



bank

tank

3.



list

fist


4.



most

coast


5.



junk

bunk

6.



mink

rink


7.



wink

mink


8.



wink

sink


9.



west

vest

10.



rink

think


11.



fast

mast

12.





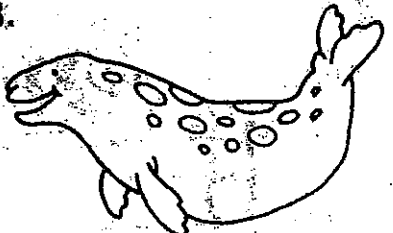
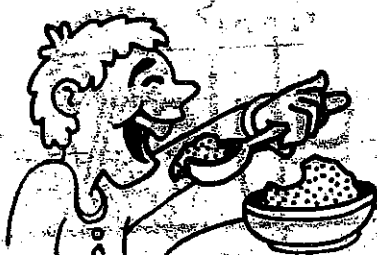






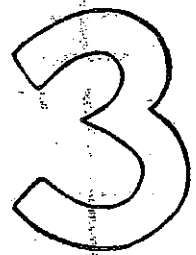

west

vest

Long Ee

Ee

Directions: Say the name of each picture. Circle the correct word.











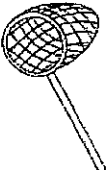



<p>1.</p>  <p>pe pea pae</p>	<p>2.</p>  <p>meat mete meete</p>	<p>3.</p>  <p>sea seal sele</p>
<p>4.</p>  <p>eat eet ete</p>	<p>5.</p>  <p>hete heat haet</p>	<p>6.</p>  <p>esst easte east</p>
<p>7.</p>  <p>eel ele eele</p>	<p>8.</p>  <p>tre treet tree</p>	<p>9.</p>  <p>sea seaa ese</p>
<p>10.</p>  <p>be bea bee</p>	<p>11.</p>  <p>three tree there</p>	<p>12.</p>  <p>foot fete feet</p>

A, E, I, O, U

Short Vowel CVC sort

A, E, I, O, U


-a	-e	-i	-o	-u

hug 	dog 	kid 	pig 	rat 
hat 	bed 	cat 	tub 	fox 
net 	sun 	lip 	log 	Ten 10

Name: _____


Long and Short Vowel Sort

Cut out the words at the bottom of the page and glue them into the proper spots.



Long
Vowels

Short
Vowels



cake	ran	dad	save
smile	hike	hit	sit
man	maze	ape	fan
tip	kite	fish	like




Fry Sight Words

First 100 Words (#1-100)

the	or	will	number
of	one	up	no
and	had	other	way
a	by	about	could
to	words	out	people
in	but	many	my
is	not	then	than
you	what	them	first
that	all	these	water
it	were	so	been
he	we	some	called
was	when	her	who
for	your	would	am
on	can	make	its
are	said	like	now
as	there	him	find
with	use	into	long
his	an	time	down
they	each	has	day
I	which	look	did
at	she	two	get
be	do	more	come
this	how	write	made
have	their	go	may
from	if	see	part

Fry Sight Words

Second 100 Words (#101-200)




over
new
sound
take
only
little
work
know
place
years
live
me
back
give
most
very
after
things
our
just
name
good
sentence
man
think

say
great
where
help
through
much
before
line
right
too
means
old
any
same
tell
boy
follow
came
want
show
also
around
form
three
small

set
put
end
does
another
well
large
must
big
even
such
because
turn
here
why
ask
went
men
read
need
land
different
home
us
move


try
kind
hand
picture
again
change
off
play
spell
air
away
animal
house
point
page
letter
mother
answer
found
study
still
learn
should
America
world

Name: _____



Ten Frame Acorns!


Directions: Color the ten frame according to the number in each acorn.



















Name _____

Face Painting




Count.  Write.




Circle sets of two.



Circle **odd** or **even**.




A.




odd even

B.



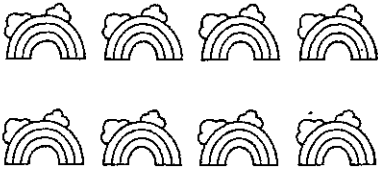
odd even

C.



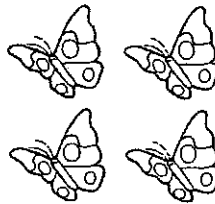

odd even

D.



odd even

E.




odd even

F.




odd even

G.



odd even

H.



odd even




I.

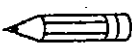


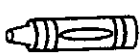
odd even

Name _____

Tasty Treat!

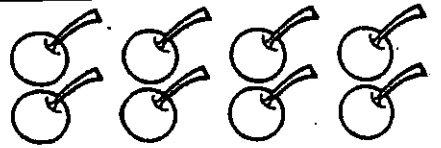



Count.  Write.





Color each set that has **more**.



A.

	_____
	_____

B.

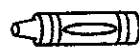
	_____
	_____

C.

	_____
	_____





Count.  Write.





Color each set that has **fewer**.



A.

	_____
	_____

B.

	_____
	_____

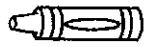
C.

	_____
	_____

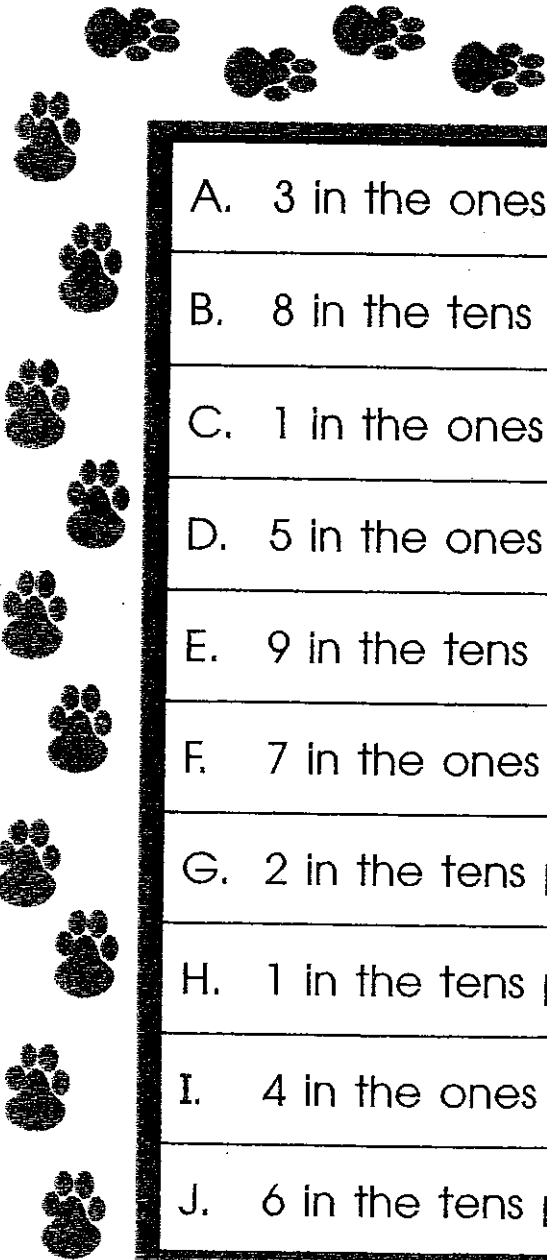

Name _____

Searching for Bones

Read each clue.



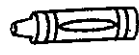
Color the bone with the matching number.




A. 3 in the ones place	34	53
B. 8 in the tens place	82	48
C. 1 in the ones place	19	21
D. 5 in the ones place	35	57
E. 9 in the tens place	92	49
F. 7 in the ones place	37	78
G. 2 in the tens place	62	24
H. 1 in the tens place	71	15
I. 4 in the ones place	41	84
J. 6 in the tens place	16	63


Name _____


New Shoes!


 Color to show the tens and ones.


 Write each number on the line.


A.  4 tens
7 ones

C.  6 tens
5 ones

E.  2 tens
6 ones

B.  3 tens
8 ones

D.  9 tens
0 ones


F.  7 tens
9 ones

Name _____

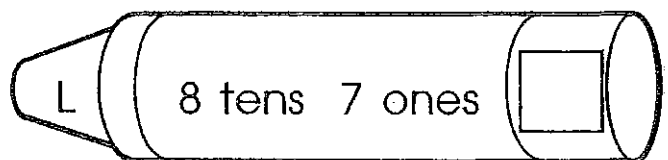
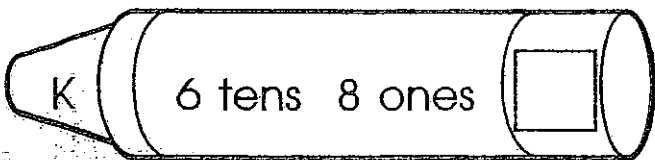
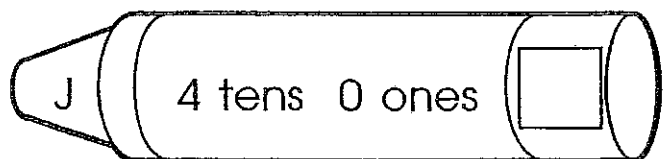
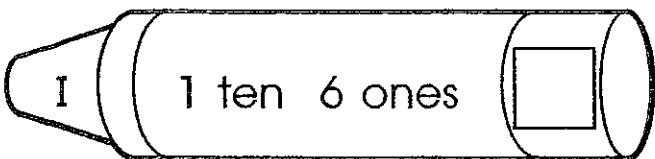
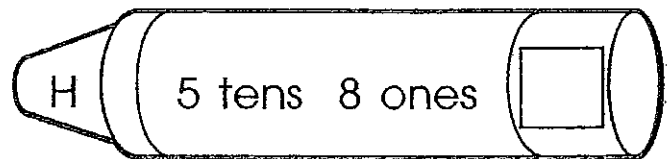
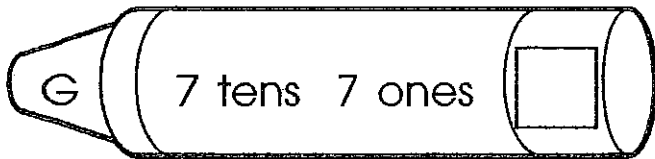
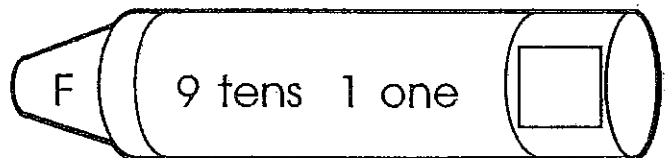
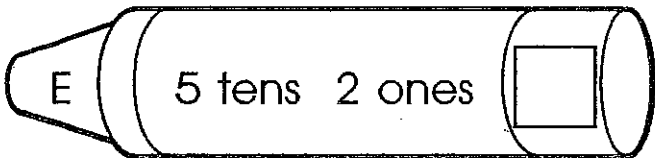
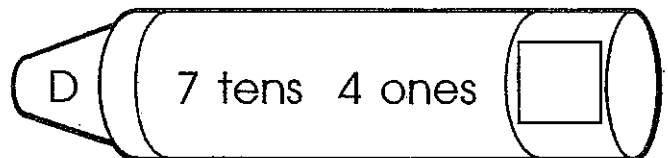
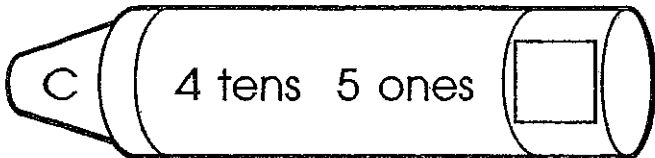
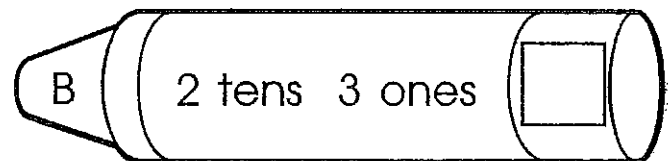
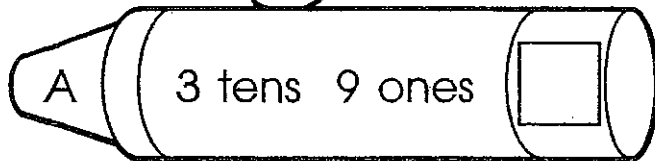

Lots of Crayons!

 Write the numbers.

 Color the crayons by the code.





Color Code
less than 50—red
greater than 50—orange




Name _____


Popcorn for Sale


 Write how many tens and ones.

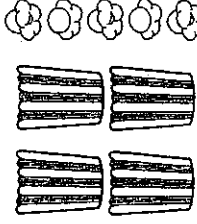
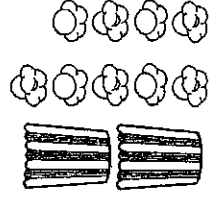



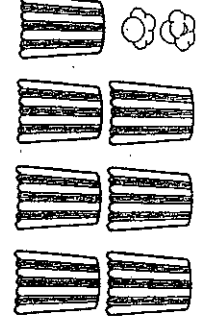

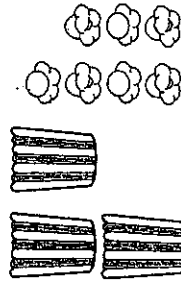

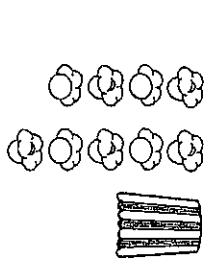
 Write the number.




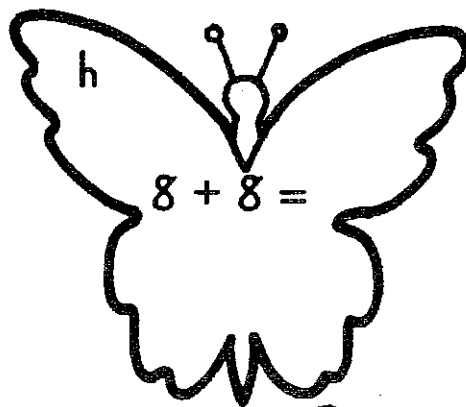
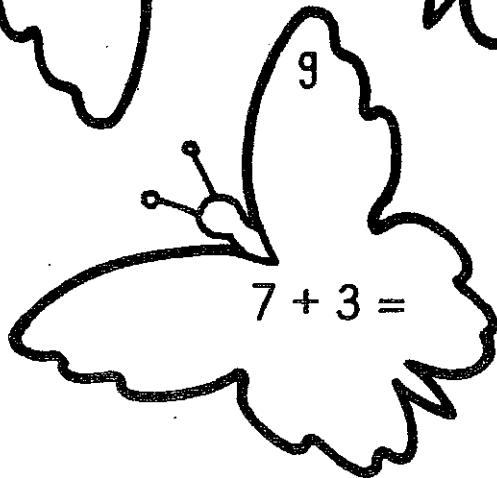

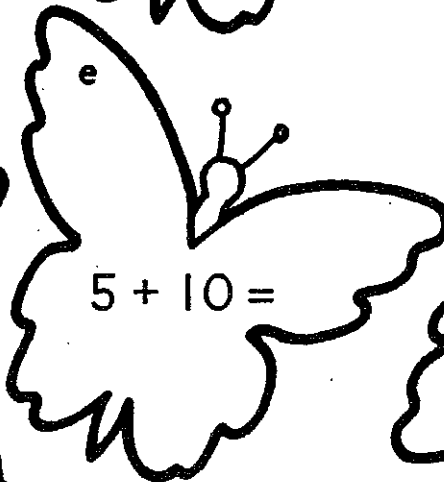
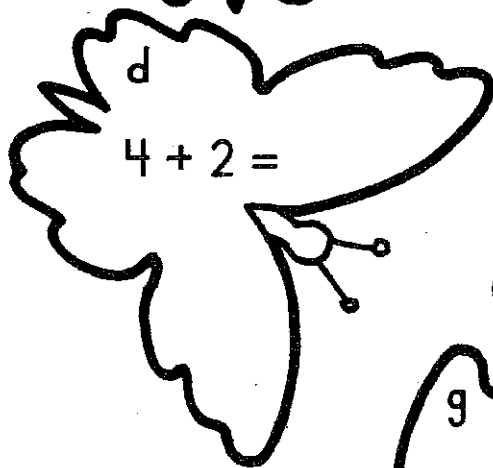


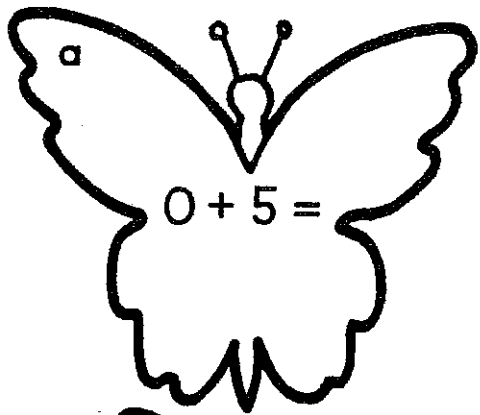
Key

 — 1 popcorn piece

 — 10 popcorn pieces

<p>A.</p>  <p>___tens ___ones</p>	<p>B.</p>  <p>___tens ___ones</p>	<p>C.</p>  <p>___tens ___ones</p>	<p>D.</p>  <p>___tens ___ones</p>	<p>E.</p>  <p>___tens ___ones</p>
<p>F.</p>  <p>___tens ___ones</p>	<p>G.</p>  <p>___tens ___ones</p>	<p>H.</p>  <p>___tens ___ones</p>	<p>I.</p>  <p>___tens ___ones</p>	<p>J.</p>  <p>___tens ___ones</p>

Cross out each answer in the net as you solve the problems.



Cross out each answer in the balloon as you solve the problems.

a
 $0 + 6 =$

b
 $1 + 10 =$

c
 $2 + 3 =$

d
 $3 + 5 =$

e
 $4 + 7 =$

f
 $5 + 9 =$

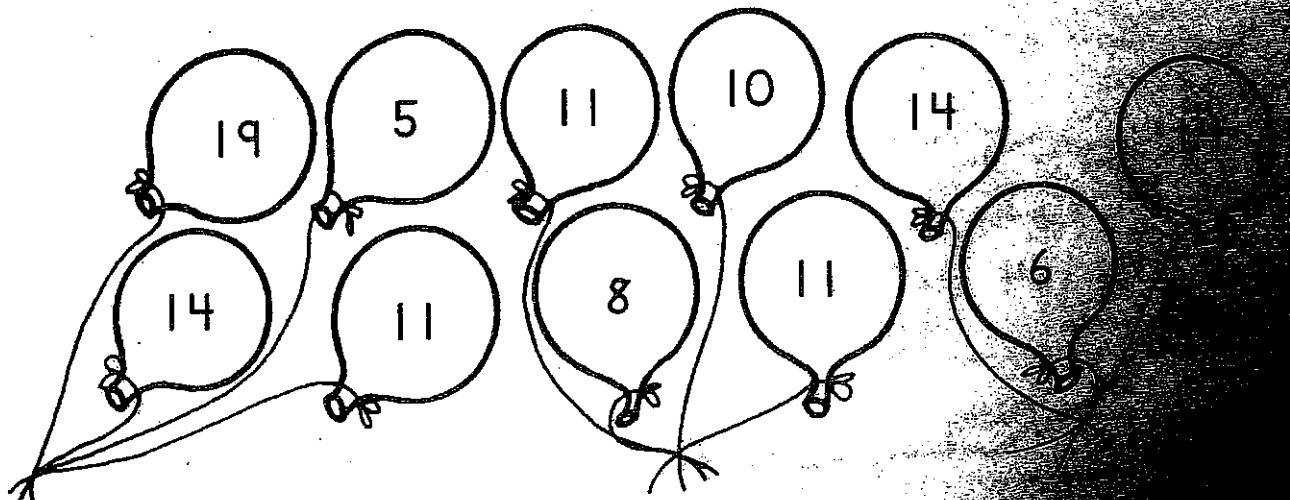
g
 $6 + 8 =$

h
 $7 + 4 =$

i
 $8 + 2 =$

j
 $9 + 5 =$

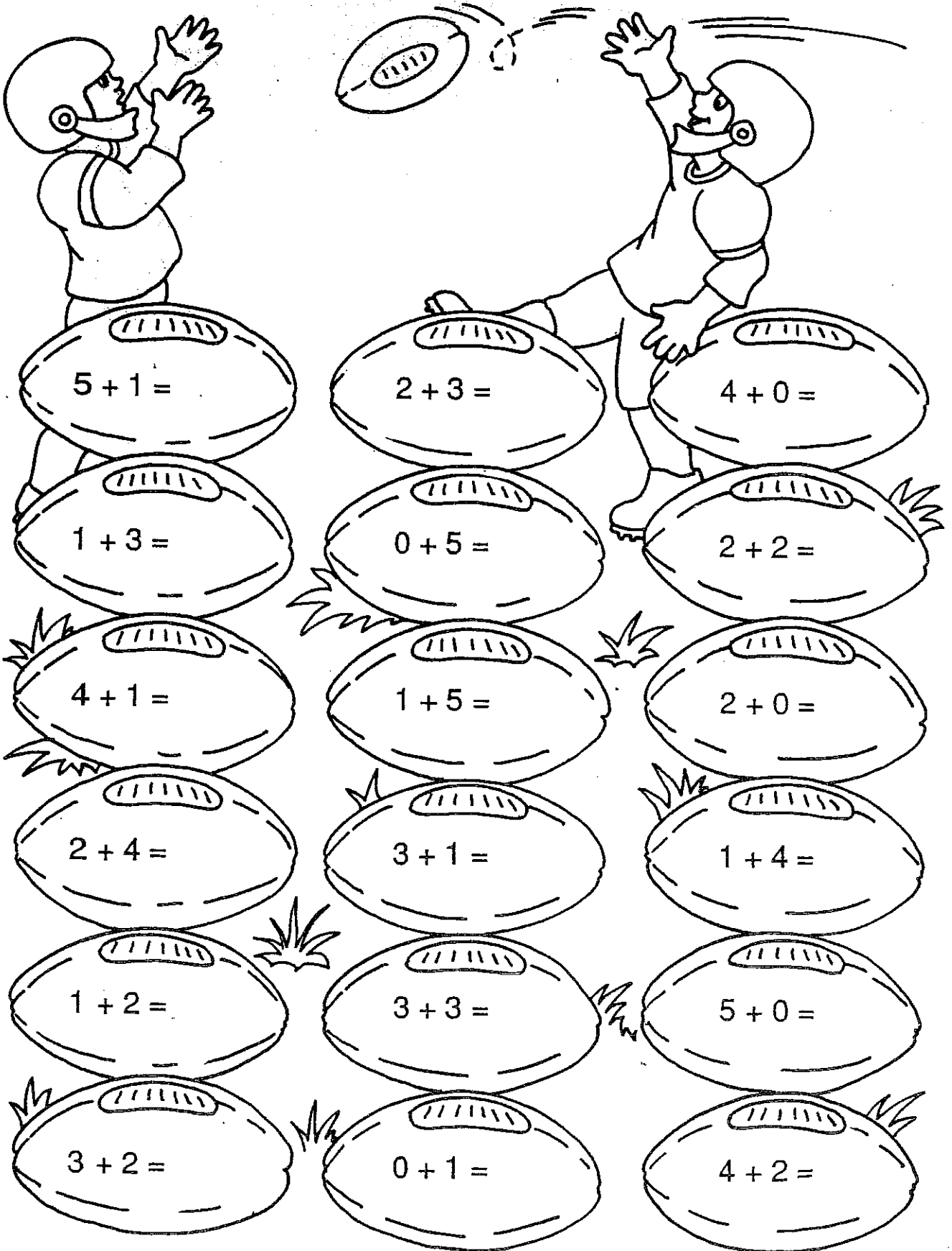
k
 $10 + 9 =$



Name _____

Skill: Addition facts to 6

Add.




***Bonus:** On the back, write all the addition facts for 6.

Name _____

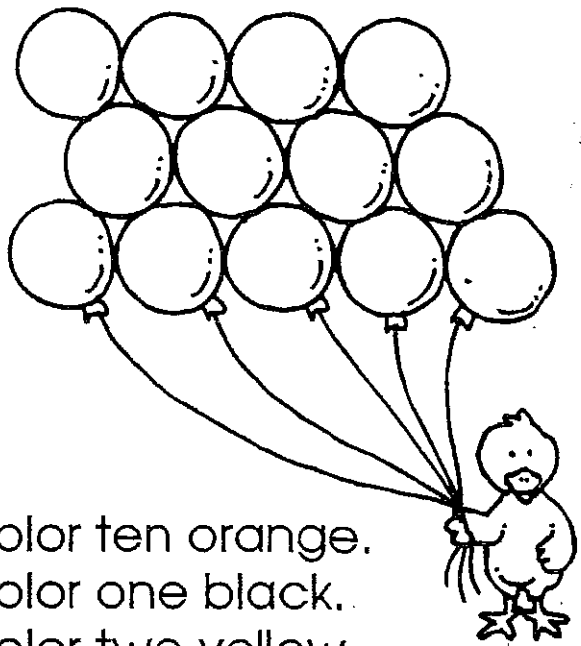
Reading color and
number words

Bunches of Balloons

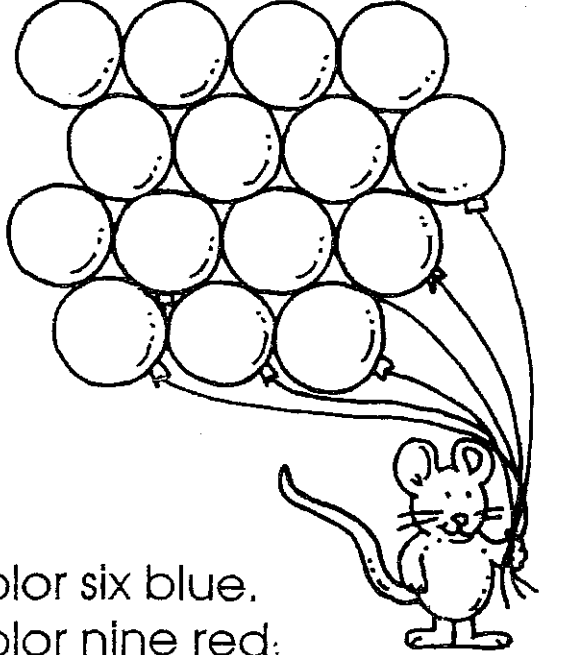
Color the balloons.



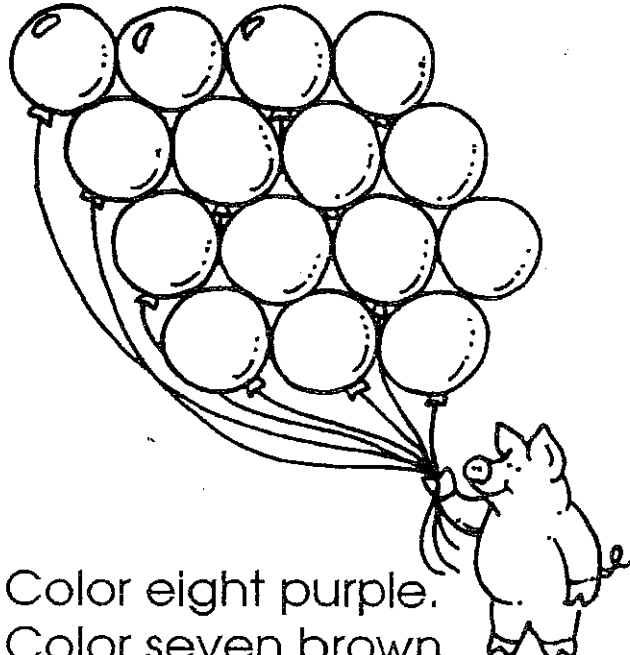
Color five green.
Color four brown.
Leave three white.



Color ten orange.
Color one black.
Color two yellow.



Color six blue.
Color nine red.



Color eight purple.
Color seven brown.

Try This! What colors are you wearing today? Write them.

Name _____

Bunny Bites

Subtract.

 Color the carrot **orange** if the answer is 4.

A.
$$\begin{array}{r} 7 \\ - 1 \\ \hline \end{array}$$

B.
$$\begin{array}{r} 8 \\ - 4 \\ \hline \end{array}$$

C.
$$\begin{array}{r} 10 \\ - 3 \\ \hline \end{array}$$

D.
$$\begin{array}{r} 9 \\ - 6 \\ \hline \end{array}$$

E.
$$\begin{array}{r} 9 \\ - 5 \\ \hline \end{array}$$

F.
$$\begin{array}{r} 6 \\ - 4 \\ \hline \end{array}$$

G.
$$\begin{array}{r} 8 \\ - 7 \\ \hline \end{array}$$

H.
$$\begin{array}{r} 5 \\ - 1 \\ \hline \end{array}$$

I.
$$\begin{array}{r} 7 \\ - 7 \\ \hline \end{array}$$

J.
$$\begin{array}{r} 4 \\ - 0 \\ \hline \end{array}$$

K.
$$\begin{array}{r} 10 \\ - 6 \\ \hline \end{array}$$

L.
$$\begin{array}{r} 9 \\ - 2 \\ \hline \end{array}$$

M.
$$\begin{array}{r} 8 \\ - 2 \\ \hline \end{array}$$

N.
$$\begin{array}{r} 7 \\ - 3 \\ \hline \end{array}$$

O.
$$\begin{array}{r} 6 \\ - 1 \\ \hline \end{array}$$

P.
$$\begin{array}{r} 5 \\ - 3 \\ \hline \end{array}$$




Q.
$$\begin{array}{r} 10 \\ - 8 \\ \hline \end{array}$$

R.
$$\begin{array}{r} 6 \\ - 2 \\ \hline \end{array}$$

Name _____

Having a Ball!

Subtract.

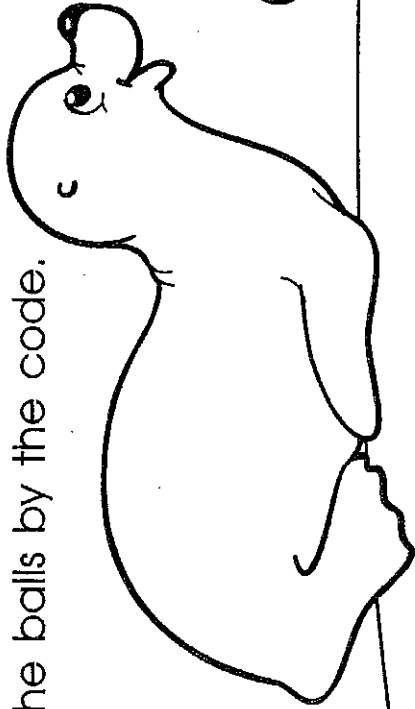
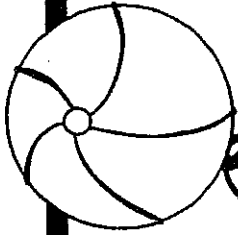
 Color the balls by the code.

Color Code

3 or 4—red

5 or 6—blue

7 or 8—orange



(A)
$$\begin{array}{r} 8 \\ -3 \\ \hline \end{array}$$

(B)
$$\begin{array}{r} 10 \\ -6 \\ \hline \end{array}$$

(C)
$$\begin{array}{r} 6 \\ -1 \\ \hline \end{array}$$

(D)
$$\begin{array}{r} 10 \\ -2 \\ \hline \end{array}$$

(E)
$$\begin{array}{r} 9 \\ -6 \\ \hline \end{array}$$

(F)
$$\begin{array}{r} 8 \\ -0 \\ \hline \end{array}$$

(G)
$$\begin{array}{r} 7 \\ -4 \\ \hline \end{array}$$

(H)
$$\begin{array}{r} 6 \\ -2 \\ \hline \end{array}$$

(I)
$$\begin{array}{r} 10 \\ -3 \\ \hline \end{array}$$

(J)
$$\begin{array}{r} 9 \\ -4 \\ \hline \end{array}$$

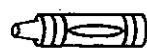
(K)
$$\begin{array}{r} 7 \\ -1 \\ \hline \end{array}$$

(L)
$$\begin{array}{r} 9 \\ -2 \\ \hline \end{array}$$

Name _____

Got Any Milk?

Subtract.

 Color by the code.

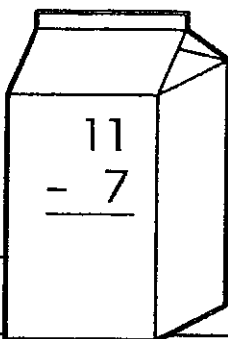
Color Code

4 or 5—green

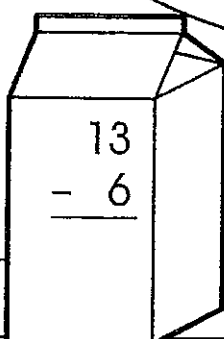
6 or 7—yellow

8 or 9—blue

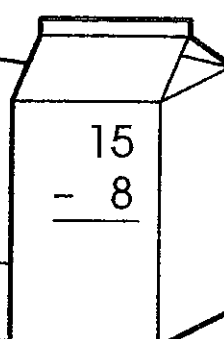
A.



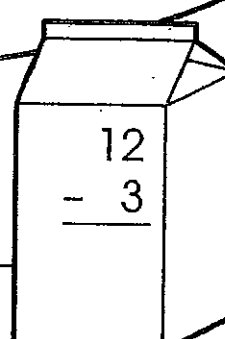
B.



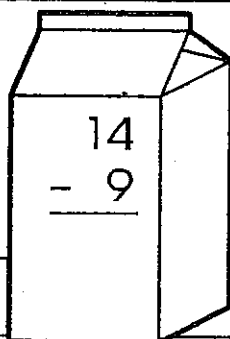
C.



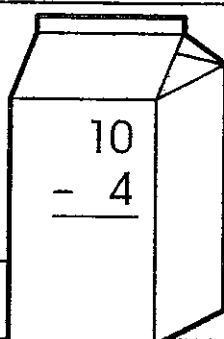
D.



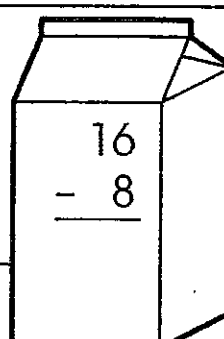
E.



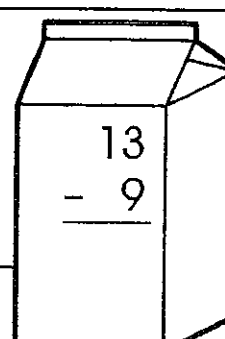
F.



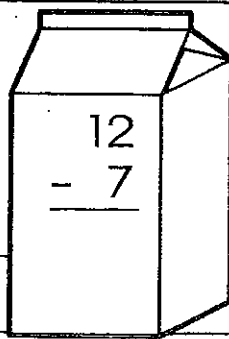
G.



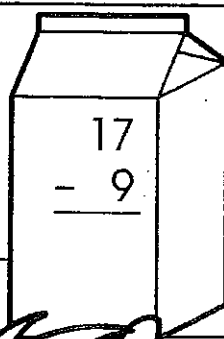
H.



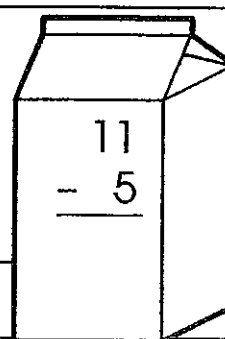
I.



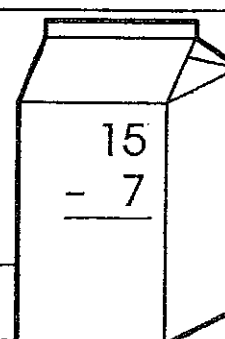
J.



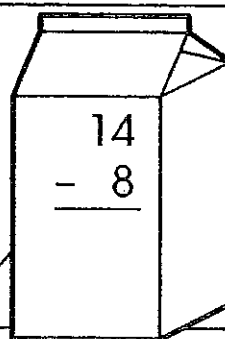
K.




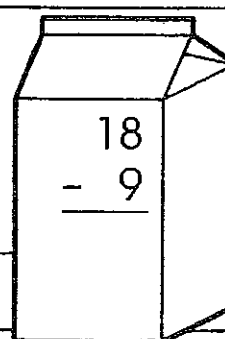
L.



M.



N.



Name _____

Spacewalking

Subtract.



Cross out a matching answer.

$$\begin{array}{r} 16 \\ - 8 \\ \hline \end{array}$$

$$\begin{array}{r} 12 \\ - 8 \\ \hline \end{array}$$

$$\begin{array}{r} 11 \\ - 9 \\ \hline \end{array}$$

$$\begin{array}{r} 14 \\ - 6 \\ \hline \end{array}$$

$$\begin{array}{r} 13 \\ - 7 \\ \hline \end{array}$$

$$\begin{array}{r} 15 \\ - 9 \\ \hline \end{array}$$

$$\begin{array}{r} 18 \\ - 9 \\ \hline \end{array}$$

$$\begin{array}{r} 14 \\ - 5 \\ \hline \end{array}$$

$$\begin{array}{r} 11 \\ - 3 \\ \hline \end{array}$$

$$\begin{array}{r} 13 \\ - 8 \\ \hline \end{array}$$

$$\begin{array}{r} 12 \\ - 5 \\ \hline \end{array}$$

$$\begin{array}{r} 17 \\ - 8 \\ \hline \end{array}$$


$$\begin{array}{r} 12 \\ - 9 \\ \hline \end{array}$$

$$\begin{array}{r} 16 \\ - 9 \\ \hline \end{array}$$


$$\begin{array}{r} 11 \\ - 8 \\ \hline \end{array}$$

5 7 5 6
8 9 6 9
7 8 9 3
2 3 8 4


Answers



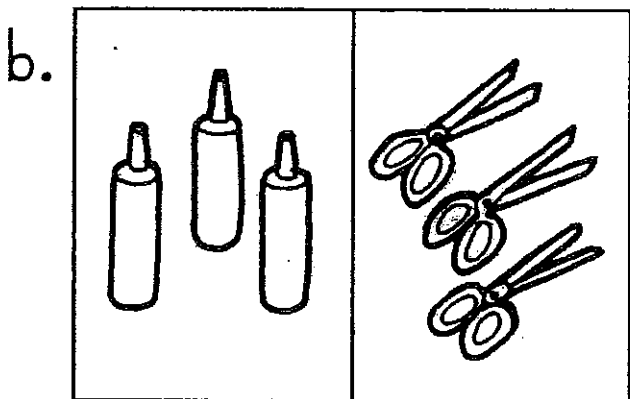
Count the things in each box. Write the sums.




2 + 2 =



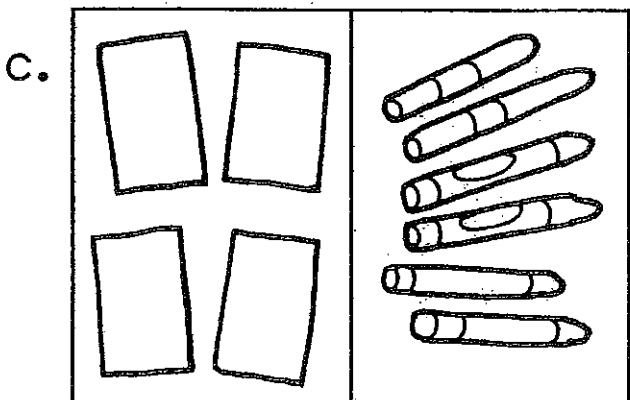
 + =



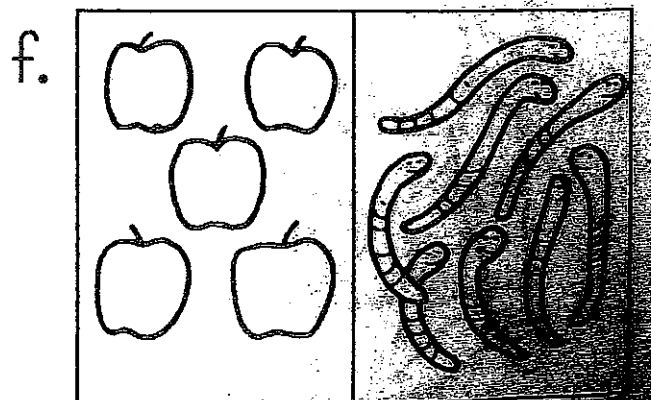
 + =



 + =




 + =




 + =


Count the things in each box. Write the sums.



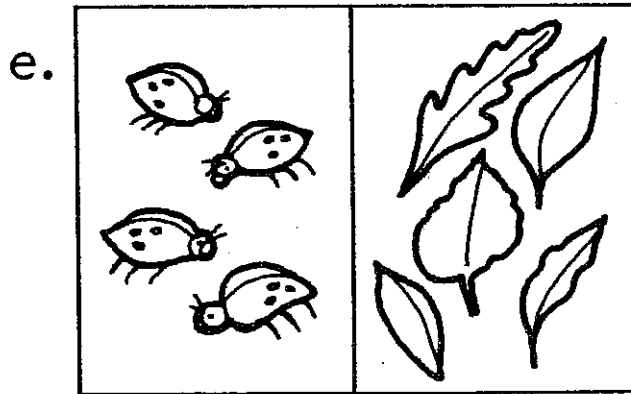
$$\underline{\quad} + \underline{\quad} = \underline{\quad}$$



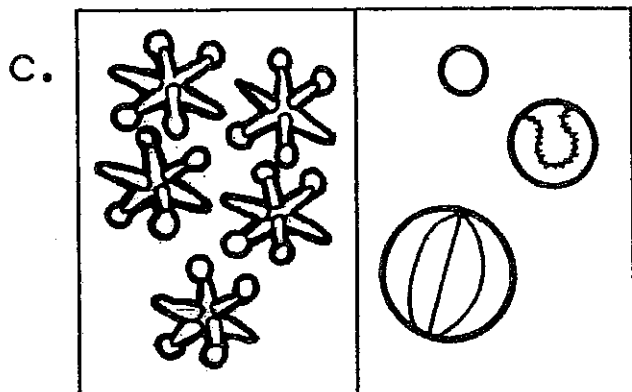
$$\underline{\quad} + \underline{\quad} = \underline{\quad}$$



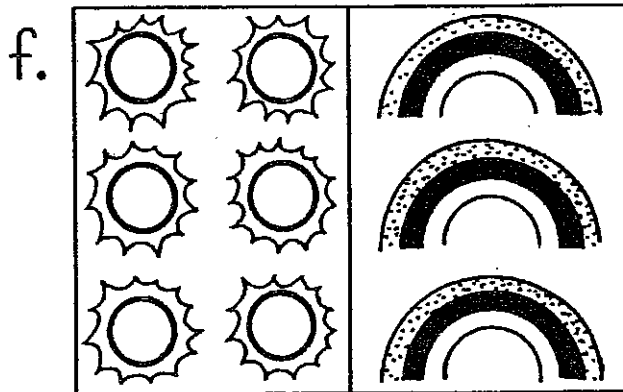
$$\underline{\quad} + \underline{\quad} = \underline{\quad}$$



$$\underline{\quad} + \underline{\quad} = \underline{\quad}$$



$$\underline{\quad} + \underline{\quad} = \underline{\quad}$$




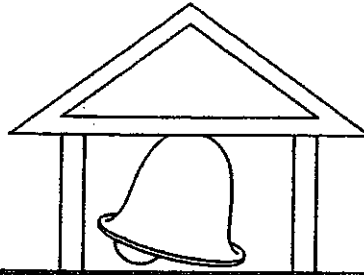
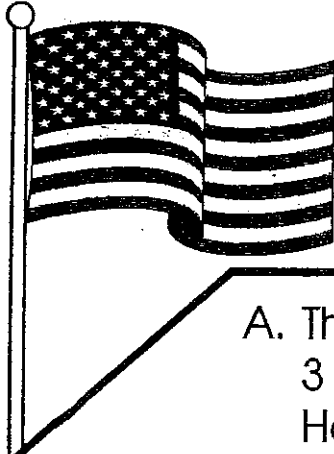
$$\underline{\quad} + \underline{\quad} = \underline{\quad}$$

Name _____

Time for School

Read.

 Write the math sentence.



A. There are 11 boys.
3 move away.
How many boys are left?
 $\underline{\quad} - \underline{\quad} = \underline{\quad}$
boys

B. The teacher has 13 apples.
She eats 7.
How many apples are left?
 $\underline{\quad} - \underline{\quad} = \underline{\quad}$
apples

C. Sara has 16 markers.
She loses 8.
How many markers are left?
 $\underline{\quad} - \underline{\quad} = \underline{\quad}$
markers

D. There are 18 desks.
9 break.
How many desks are left?
 $\underline{\quad} - \underline{\quad} = \underline{\quad}$
desks

E. Ben has 15 books.
He gives 6 away.
How many books are left?
 $\underline{\quad} - \underline{\quad} = \underline{\quad}$
books

F. Jan has 12 stickers.
She uses 5.
How many stickers are left?
 $\underline{\quad} - \underline{\quad} = \underline{\quad}$
stickers


G. Sal has 14 crayons.
7 break.
How many crayons are left?
 $\underline{\quad} - \underline{\quad} = \underline{\quad}$
crayons

Name _____

Cookies for the Picnic

Add or subtract.

 Write the fact family numbers on the cookies.



The page features four baskets of cookies, each containing math problems. The top-left basket has three cookies with numbers 2, 8, and 10. The top-right basket has three empty cookies. The middle basket has three empty cookies. The bottom-left basket has three empty cookies. The bottom-right basket has three empty cookies. Each basket has a cartoon rabbit sitting on top of it. The math problems are as follows:

Top-Left Basket:
2 + 8 = 10
8 + 2 = _____
10 - 8 = _____
10 - 2 = _____

Top-Right Basket:
8 + 7 = _____
7 + 8 = _____
15 - 8 = _____
15 - 7 = _____

Middle Basket:
5 + 6 = _____
6 + 5 = _____
11 - 6 = _____
11 - 5 = _____

Bottom-Left Basket:
9 + 3 = _____
3 + 9 = _____
12 - 9 = _____
12 - 3 = _____

Bottom-Right Basket:
9 + 5 = _____
5 + 9 = _____
14 - 9 = _____
14 - 5 = _____

Addition Subtraction Mixed Facts Sheet 1

G.

$$\begin{array}{r} 9 \\ -9 \\ \hline \end{array}$$

$$\begin{array}{r} 10 \\ -3 \\ \hline \end{array}$$

$$\begin{array}{r} 11 \\ -8 \\ \hline \end{array}$$

$$\begin{array}{r} 14 \\ -5 \\ \hline \end{array}$$

$$\begin{array}{r} 13 \\ -9 \\ \hline \end{array}$$

$$\begin{array}{r} 2 \\ +8 \\ \hline \end{array}$$

$$\begin{array}{r} 0 \\ +8 \\ \hline \end{array}$$

$$\begin{array}{r} 3 \\ +6 \\ \hline \end{array}$$

$$\begin{array}{r} 6 \\ +9 \\ \hline \end{array}$$

$$\begin{array}{r} 1 \\ +8 \\ \hline \end{array}$$

$$\begin{array}{r} 4 \\ -1 \\ \hline \end{array}$$

$$\begin{array}{r} 14 \\ -9 \\ \hline \end{array}$$

$$\begin{array}{r} 11 \\ -7 \\ \hline \end{array}$$

$$\begin{array}{r} 12 \\ -5 \\ \hline \end{array}$$

$$\begin{array}{r} 18 \\ -9 \\ \hline \end{array}$$

$$\begin{array}{r} 6 \\ +7 \\ \hline \end{array}$$

$$\begin{array}{r} 2 \\ +6 \\ \hline \end{array}$$

$$\begin{array}{r} 7 \\ +8 \\ \hline \end{array}$$

$$\begin{array}{r} 4 \\ +7 \\ \hline \end{array}$$

$$\begin{array}{r} 7 \\ +9 \\ \hline \end{array}$$

$$\begin{array}{r} 6 \\ -6 \\ \hline \end{array}$$

$$\begin{array}{r} 12 \\ -4 \\ \hline \end{array}$$

$$\begin{array}{r} 7 \\ -3 \\ \hline \end{array}$$

$$\begin{array}{r} 13 \\ -8 \\ \hline \end{array}$$

$$\begin{array}{r} 16 \\ -8 \\ \hline \end{array}$$

$$\begin{array}{r} 5 \\ +5 \\ \hline \end{array}$$

$$\begin{array}{r} 5 \\ +7 \\ \hline \end{array}$$

$$\begin{array}{r} 4 \\ +9 \\ \hline \end{array}$$

$$\begin{array}{r} 3 \\ +8 \\ \hline \end{array}$$

$$\begin{array}{r} 9 \\ +0 \\ \hline \end{array}$$

$$\begin{array}{r} 15 \\ -6 \\ \hline \end{array}$$

$$\begin{array}{r} 6 \\ -1 \\ \hline \end{array}$$

$$\begin{array}{r} 14 \\ -7 \\ \hline \end{array}$$

$$\begin{array}{r} 12 \\ -8 \\ \hline \end{array}$$

$$\begin{array}{r} 11 \\ -9 \\ \hline \end{array}$$

$$\begin{array}{r} 6 \\ +6 \\ \hline \end{array}$$

$$\begin{array}{r} 1 \\ +9 \\ \hline \end{array}$$

$$\begin{array}{r} 4 \\ +6 \\ \hline \end{array}$$

$$\begin{array}{r} 8 \\ +8 \\ \hline \end{array}$$

$$\begin{array}{r} 7 \\ +6 \\ \hline \end{array}$$

Addition Subtraction Mixed Facts Sheet 2

$$\begin{array}{r} 5 \\ +4 \\ \hline \end{array}$$

$$\begin{array}{r} 9 \\ +8 \\ \hline \end{array}$$

$$\begin{array}{r} 3 \\ +5 \\ \hline \end{array}$$

$$\begin{array}{r} 5 \\ +7 \\ \hline \end{array}$$

$$\begin{array}{r} 5 \\ +9 \\ \hline \end{array}$$

$$\begin{array}{r} 14 \\ -8 \\ \hline \end{array}$$

$$\begin{array}{r} 10 \\ -2 \\ \hline \end{array}$$

$$\begin{array}{r} 16 \\ -8 \\ \hline \end{array}$$

$$\begin{array}{r} 13 \\ -9 \\ \hline \end{array}$$

$$\begin{array}{r} 7 \\ -4 \\ \hline \end{array}$$

$$\begin{array}{r} 8 \\ +4 \\ \hline \end{array}$$

$$\begin{array}{r} 5 \\ +8 \\ \hline \end{array}$$

$$\begin{array}{r} 9 \\ +3 \\ \hline \end{array}$$

$$\begin{array}{r} 1 \\ +5 \\ \hline \end{array}$$

$$\begin{array}{r} 8 \\ +7 \\ \hline \end{array}$$

$$\begin{array}{r} 3 \\ -0 \\ \hline \end{array}$$

$$\begin{array}{r} 7 \\ -7 \\ \hline \end{array}$$

$$\begin{array}{r} 14 \\ -9 \\ \hline \end{array}$$

$$\begin{array}{r} 12 \\ -6 \\ \hline \end{array}$$

$$\begin{array}{r} 6 \\ -5 \\ \hline \end{array}$$

$$\begin{array}{r} 7 \\ +4 \\ \hline \end{array}$$

$$\begin{array}{r} 4 \\ +5 \\ \hline \end{array}$$

$$\begin{array}{r} 8 \\ +8 \\ \hline \end{array}$$

$$\begin{array}{r} 6 \\ +4 \\ \hline \end{array}$$

$$\begin{array}{r} 6 \\ +9 \\ \hline \end{array}$$

$$\begin{array}{r} 15 \\ -8 \\ \hline \end{array}$$

$$\begin{array}{r} 14 \\ -6 \\ \hline \end{array}$$

$$\begin{array}{r} 16 \\ -7 \\ \hline \end{array}$$

$$\begin{array}{r} 17 \\ -8 \\ \hline \end{array}$$

$$\begin{array}{r} 9 \\ -5 \\ \hline \end{array}$$

$$\begin{array}{r} 7 \\ +3 \\ \hline \end{array}$$

$$\begin{array}{r} 6 \\ +8 \\ \hline \end{array}$$

$$\begin{array}{r} 6 \\ +5 \\ \hline \end{array}$$

$$\begin{array}{r} 8 \\ +1 \\ \hline \end{array}$$

$$\begin{array}{r} 9 \\ +6 \\ \hline \end{array}$$

$$\begin{array}{r} 12 \\ -4 \\ \hline \end{array}$$

$$\begin{array}{r} 17 \\ -9 \\ \hline \end{array}$$

$$\begin{array}{r} 15 \\ -7 \\ \hline \end{array}$$

$$\begin{array}{r} 12 \\ -8 \\ \hline \end{array}$$

$$\begin{array}{r} 6 \\ -2 \\ \hline \end{array}$$