

Name: _____

Place Value
Tens and Ones

What's the Value of the Digit?

Directions: Look at the underlined digit in each set.
Cut and paste the number to the correct column.

Tens Place	Ones Place

8 <u>9</u>	<u>7</u> 6	<u>3</u> 9	7 <u>7</u>	<u>5</u> 2	9 <u>0</u>
<u>1</u> 2	3 <u>4</u>	<u>6</u> 1	4 <u>5</u>	2 <u>3</u>	<u>8</u> 2

Name: _____

Date: _____

Adjectives to Describe Bubble Gum

Directions: Use adjectives to describe bubble gum.

What does
it feel like?


What does
it taste like?

What does
it smell like?

What does it
sound like?

What does
it look like?

What color
is it?



Name: _____

Super Sight Word:



Find and circle it

after

has

after

every

ask

after

again

into

after

Trace it

after

after

Color it 1=green 2=black
3=blue 4=red 5=pink

after

Highlight it

after	know	after	after
going	after	after	again
after	from	has	every

Put it in a sentence

We will go _____ Dan.

Are we going _____ this?

Box it up

after

Build it

--	--	--	--	--

tafire


Name: _____

I can Read it 3 times!

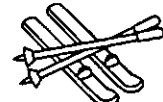


Phonics Reading Comprehension

Directions: Read the passage and answer the questions.



Skunk in Winter




Skippy the skunk loves winter. She likes to skate. See how she skims along the ice. Her skirt twirls around her.

Skippy skids to a stop. She looks at the sky. Snow!

Skippy takes off her skates. She puts on skis. Skippy goes skiing. She is a skilled skier! She has a helmet to keep her skull safe. What a smart skunk!

1. What does Skippy do first? 

2. What does Skippy do next? 

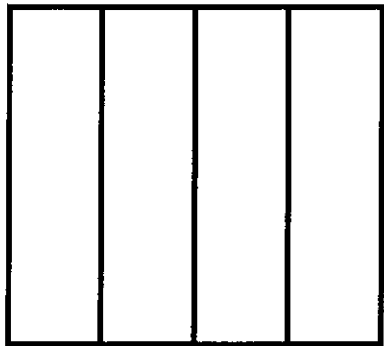
3. Why does Skippy wear a helmet? 

Name: _____

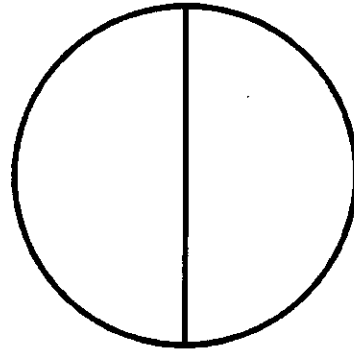
Fractions: Fourths and Halves

Directions: Color each shape to represent the fraction shown.

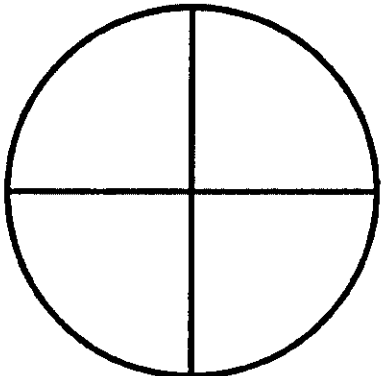
$$\frac{1}{4}$$




$$\frac{1}{2}$$




$$\frac{3}{4}$$



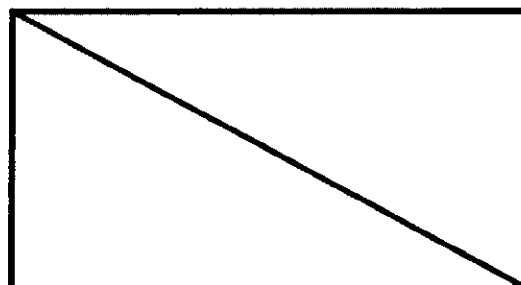
$$\frac{2}{4}$$



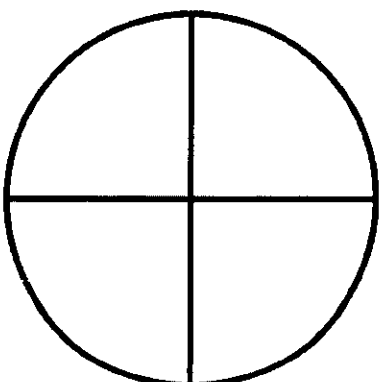
$$\frac{2}{4}$$




$$\frac{1}{2}$$



$$\frac{4}{4}$$



$$\frac{2}{2}$$




Name: _____

Name: _____

What Kind of Noun?

Directions: Color a dot to show what type of noun for each picture.

 <ul style="list-style-type: none"><input type="radio"/> person<input type="radio"/> animal<input type="radio"/> place<input type="radio"/> thing	 <ul style="list-style-type: none"><input type="radio"/> person<input type="radio"/> animal<input type="radio"/> place<input type="radio"/> thing	 <ul style="list-style-type: none"><input type="radio"/> person<input type="radio"/> animal<input type="radio"/> place<input type="radio"/> thing
 <ul style="list-style-type: none"><input type="radio"/> person<input type="radio"/> animal<input type="radio"/> place<input type="radio"/> thing	 <ul style="list-style-type: none"><input type="radio"/> person<input type="radio"/> animal<input type="radio"/> place<input type="radio"/> thing	 <ul style="list-style-type: none"><input type="radio"/> person<input type="radio"/> animal<input type="radio"/> place<input type="radio"/> thing
 <ul style="list-style-type: none"><input type="radio"/> person<input type="radio"/> animal<input type="radio"/> place<input type="radio"/> thing	 <ul style="list-style-type: none"><input type="radio"/> person<input type="radio"/> animal<input type="radio"/> place<input type="radio"/> thing	 <ul style="list-style-type: none"><input type="radio"/> person<input type="radio"/> animal<input type="radio"/> place<input type="radio"/> thing
 <ul style="list-style-type: none"><input type="radio"/> person<input type="radio"/> animal<input type="radio"/> place<input type="radio"/> thing	 <ul style="list-style-type: none"><input type="radio"/> person<input type="radio"/> animal<input type="radio"/> place<input type="radio"/> thing	 <ul style="list-style-type: none"><input type="radio"/> person<input type="radio"/> animal<input type="radio"/> place<input type="radio"/> thing
 <ul style="list-style-type: none"><input type="radio"/> person<input type="radio"/> animal<input type="radio"/> place<input type="radio"/> thing	 <ul style="list-style-type: none"><input type="radio"/> person<input type="radio"/> animal<input type="radio"/> place<input type="radio"/> thing	 <ul style="list-style-type: none"><input type="radio"/> person<input type="radio"/> animal<input type="radio"/> place<input type="radio"/> thing
 <ul style="list-style-type: none"><input type="radio"/> person<input type="radio"/> animal<input type="radio"/> place<input type="radio"/> thing	 <ul style="list-style-type: none"><input type="radio"/> person<input type="radio"/> animal<input type="radio"/> place<input type="radio"/> thing	 <ul style="list-style-type: none"><input type="radio"/> person<input type="radio"/> animal<input type="radio"/> place<input type="radio"/> thing


Name: _____

I can Read it 3 times!



Phonics Reading Comprehension

Directions: Read the passage and answer the questions.



A Day at the Fair



Aiden just got paid. He goes to the fair. He takes the main train to the fair.

Aiden wants to play a game. He has to wait in line. "I don't like to wait," he says.


At his turn, he races a sail boat. He wins! His prize is pair of dice.

Then it starts to rain. Aiden's hair gets wet. Then the rain turns to hail.

"This hail is a pain," he says. Aiden takes the main train home.


1. Where does Aiden go? 

2. What does Aiden win? 


3. What does the rain turn into? 

Name: _____


Money: Counting Coins



Counting Nickels



Directions: Color the correct number of coins to match the amount on the purse.



Name: _____

Date: _____

Action Verbs: Labeling Set I

Directions: Label each picture using the word bank.

Word Bank

paint

swim

blow

brush

wash

write

build

cut

crawl

1




2




3




4




5



6



7



8



9




Name: _____

I can Read it 3 times!




Phonics Reading Comprehension

Directions: Read the passage and answer the questions.



Chester the Chimp



Chester the chimp lives at the zoo. He is a charming chap. He pounds his chest. The people cheer for Chester. They chant, "Ches-ter! Ches-ter!"

One day, Chester wanted a change. There was a chain on the door. Chester chewed a stick to a point. He put it through the chain. Chester was on the loose!

The zoo had a little choo-choo train. Chester wanted to ride the choo-choo. But the zookeeper chased Chester. He took Chester back to the chimp house.

1. What is Chester? 

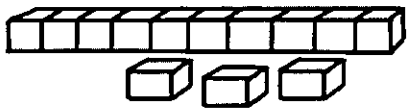
2. How does Chester get free? 

3. What did Chester want to do? 

Name: _____

Place Value

Tens and Ones



Place Value

Directions: Write the correct number of tens and ones in the boxes.

$23 = \square \text{ tens and } \square \text{ ones}$

$47 = \square \text{ tens and } \square \text{ ones}$

$65 = \square \text{ tens and } \square \text{ ones}$

$70 = \square \text{ tens and } \square \text{ ones}$

$39 = \square \text{ tens and } \square \text{ ones}$

$51 = \square \text{ tens and } \square \text{ ones}$

$24 = \square \text{ tens and } \square \text{ ones}$

$90 = \square \text{ tens and } \square \text{ ones}$

$19 = \square \text{ tens and } \square \text{ ones}$

$88 = \square \text{ tens and } \square \text{ ones}$

Name _____



Date _____

Comprehension Check #1

Directions: Read the short passage. Answer the questions.



Did you know that over 100 countries celebrate Earth Day? Every year, we celebrate Earth Day on April 22nd. This special holiday reminds us to think about our planet, and what we can do to protect it. There are many ways to help keep our environment safe. We can reduce waste, recycle materials and reuse items around our house. These small steps will help keep our planet healthy.

1. How many countries celebrate Earth Day?

2. What day do we celebrate Earth Day?

3. What does Earth Day remind us to do?

4. What are the three R's that help protect our Earth?













5. Give an example of something you can reuse.

Name: _____

Time to the Half Hour

Time to Blast off!

Directions: Write the digital time under each clock.

1. 	2. 	3. 	4. 
5. 	6. 	7. 	8. 
9. 	10. 	11. 	12. 

Name: _____

Date: _____

Adjectives

What Kind or How Many?

Directions: Cut and paste the pictures to the correct column.

What Kind

How Many


Directions: Write two sentences using adjectives from above.



loud dog



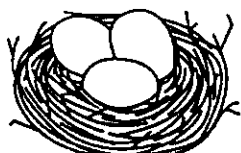
one worm




huge elephant



two scoops



three eggs



brown log



warm mittens



some apples

Name: _____

I can Read it 3 times!



Phonics Reading Comprehension

Directions: Read the passage and answer the questions.



Charting Sharks




Bart parked his car. He saw Lara from afar.

"How are you?" he called.

"Ready to chart some sharks," Lara said.

She had carted all the gear to the boat.



"Let's go to the same part of the sea as last time. We charted lots of sharks there," said Bart.


Bart and Lara sailed far across the sea. Sharks darted around their boat.

Bart filled in the chart.

"None of the sharks have come to harm," he said.

1. What do Bart and Lara have to do? 

Handwriting practice lines for question 1, consisting of a solid top line, a dashed middle line, and a solid bottom line.

2. Where do they sail? 

Handwriting practice lines for question 2, consisting of a solid top line, a dashed middle line, and a solid bottom line.

3. What does Bart learn about the sharks? 

Handwriting practice lines for question 3, consisting of a solid top line, a dashed middle line, and a solid bottom line.

Name: _____

Measurement

Using a Rule to Measure

Measurement with Cubes

Directions: Measure the objects by counting the number of cubes.


1



--	--	--	--	--	--	--	--	--	--	--	--

_____ cubes

2



--	--	--	--	--	--	--	--	--	--	--	--

_____ cubes

3



--	--	--	--	--	--	--	--	--	--	--	--

_____ cubes

4



--	--	--	--	--	--	--	--	--	--	--	--

_____ cubes

5



--	--	--	--	--	--	--	--	--	--	--	--

















_____ cubes

Tally Charts

Name: _____

Practice Counting Tallies


Directions: Write the correct number for each set of tally marks.

	<input data-bbox="705 913 888 1102" type="text"/>		<input data-bbox="1420 913 1603 1102" type="text"/>
	<input data-bbox="705 1123 888 1311" type="text"/>		<input data-bbox="1420 1123 1603 1311" type="text"/>
	<input data-bbox="705 1338 888 1526" type="text"/>		<input data-bbox="1420 1338 1603 1526" type="text"/>
	<input data-bbox="705 1553 888 1741" type="text"/>		<input data-bbox="1420 1553 1603 1741" type="text"/>
	<input data-bbox="705 1768 888 1956" type="text"/>		<input data-bbox="1420 1768 1603 1956" type="text"/>
	<input data-bbox="705 1983 888 2171" type="text"/>		<input data-bbox="1420 1983 1603 2171" type="text"/>
	<input data-bbox="705 2198 888 2386" type="text"/>		<input data-bbox="1420 2198 1603 2386" type="text"/>
	<input data-bbox="705 2413 888 2601" type="text"/>		<input data-bbox="1420 2413 1603 2601" type="text"/>


Name: _____ Date: _____

Nouns Word Search Set 1

Directions: Highlight the 10 nouns from the word bank.
Find the nouns in the word search below.



star	sister	eat	movies	woman
tall	girl	lamp	long	jog
brush	short	cousin	zoo	book



W	G	I	R	L	L	B	K
O	R	P	S	C	A	C	W
M	H	X	I	O	M	M	Z
A	V	Z	S	U	P	O	J
N	S	O	T	S	Y	V	B
G	T	O	E	I	E	I	O
P	A	U	R	N	T	E	O
B	R	U	S	H	R	S	K

Directions: Use 3 nouns from above to write 3 separate sentences.

Name _____




Date _____

Comprehension Check #8

Directions: Read the short passage. Answer the questions.

The pond is home to many different types of animals, insects and plants. A pond is a small area of still, fresh water. A pond is different than a stream because there is no moving water at a pond. The water at a pond is also very shallow. At the pond, you will find animals that live above the water and below the water. Ducks, birds, snapping turtles, frogs, and beavers are just some of the animals that live above water. Tadpoles, water beetles, crayfish and fish live below water at the pond.



1. What is a pond?

2. How is a pond different than a stream?

3. Name two animals that live above water.

4. Name two animals that live below water.

5. Name another animal that might live at the pond.


Name: _____

Counting by 2's



Skip Counting by 2's

Directions: Fill in the missing numbers.




1		3		5		7		9	
11		13		15		17		19	
21		23		25		27		29	
31		33		35		37		39	
41		43		45		47		49	
51		53		55		57		59	
61		63		65		67		69	
71		73		75		77		79	
81		83		85		87		89	
91		93		95		97		99	
101		103		105		107		109	
111		113		115		117		119	

Name: _____

Date: _____

Finding Verbs Set 1

Directions: Read the words in the word bank.
Write the correct word on each bubble.



verb

verb

verb

verb

verb

verb

verb


verb

NOT a
verb

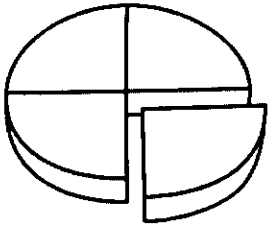
NOT a
verb

NOT a
verb

NOT a
verb




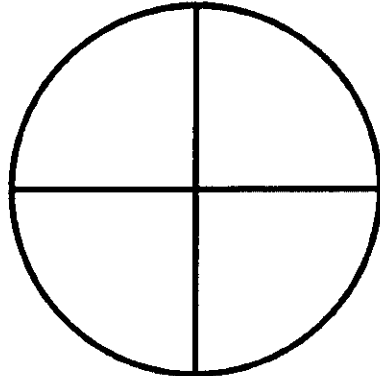

Name: _____






Fractions: One Quarter

Directions: Read and color.

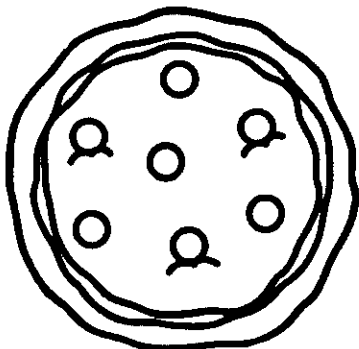
Color one-quarter of each shape.




Color one-quarter of each group.



Divide the pizza in fourths.
Color one quarter.



Divide the pie in fourths.
Color one quarter.



















Telling Time

Name: _____

Time: Match the Times Set I

Directions: Cut and paste the digital clocks to match.

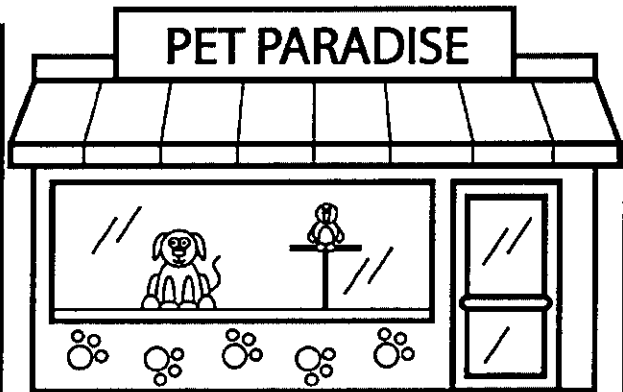



Name: _____

Date: _____







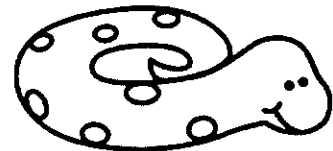



Identifying Plural Nouns

Directions: Use the word bank to write the correct word for each noun.



Word Bank

- bunnies
- bird
- turtles
- dog
- birds
- bunny
- snake
- cats
- cat
- dogs
- hamster
- snakes
- turtle




Name: _____

Date: _____

Identifying Verbs Set I

Directions: Circle the verb in each sentence. Color a picture to match.



1. Tom is reading a book.

2. Ben is riding his skateboard.

3. Kim is listening to music.

4. Jen is sleeping.

5. Jim is playing with his rocket and spaceship.

6. Beth is writing a letter.

7. Jack is cutting the paper.

8. John is kicking the ball.

9. Kate is painting a picture.

10. Juan is mailing a letter.



Name: _____

Graphing and Data

Bar Graph Set I

Directions: Use the information on the bar graph to color the ladybugs and answer the questions.

Ladybugs



How many more yellow than red?

How many fewer orange than yellow?

How many ladybugs in all?